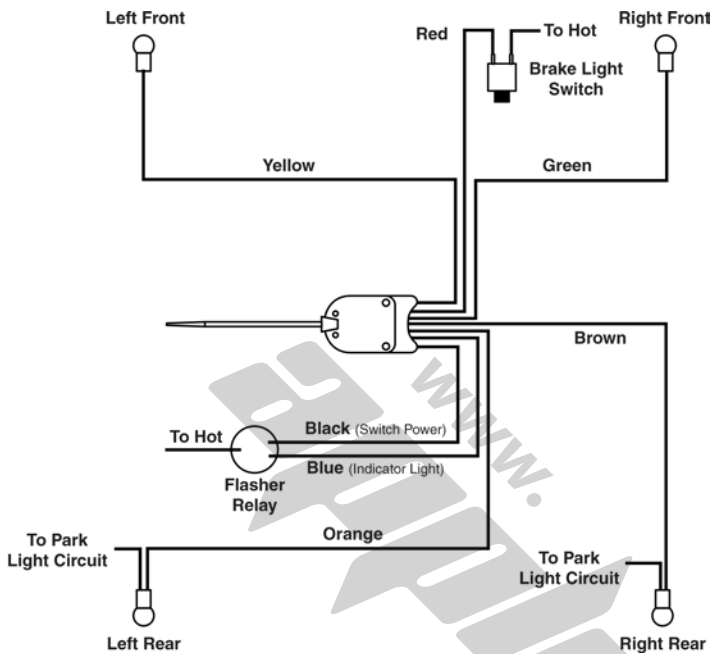


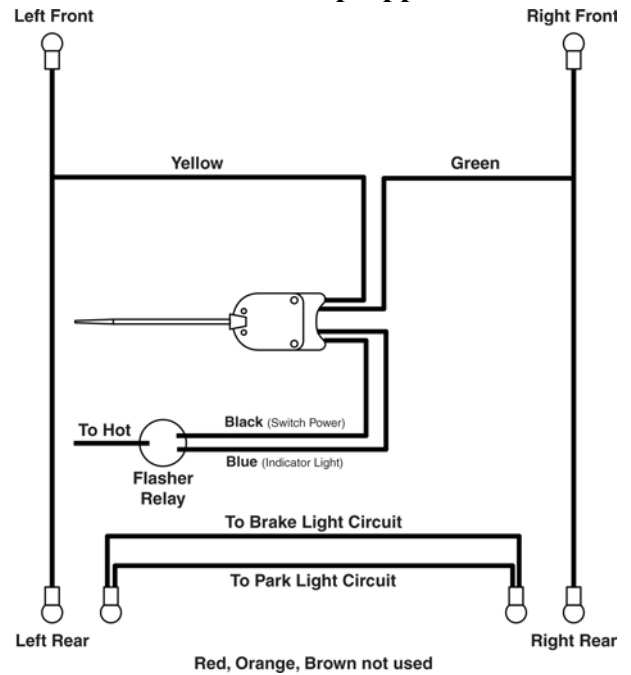


Instruction for 16-2101

1 Bulb Tail Lamp Application



2 Bulb Tail Lamp Application



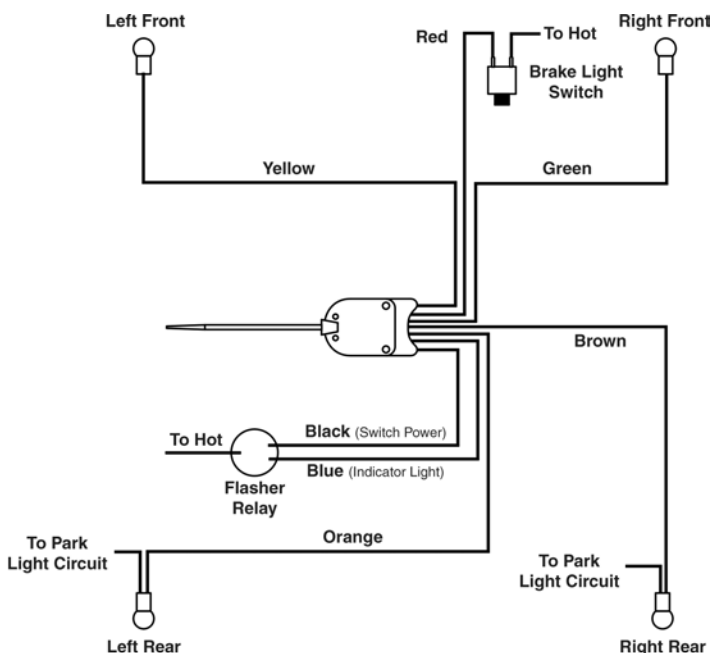
Consult relay manufacture's specifications for terminal identification. Connect the black wire to the switch or load terminal. Connect the blue wire to the pilot or dash lamp terminal. A flasher relay designed for a grounded dash lamp must be used or lamp in switch will continuously glow. Attach switch to steering column with clamp provided. Housing must be clamped to bare metal on column to ground switch assembly.

99-4093/1102

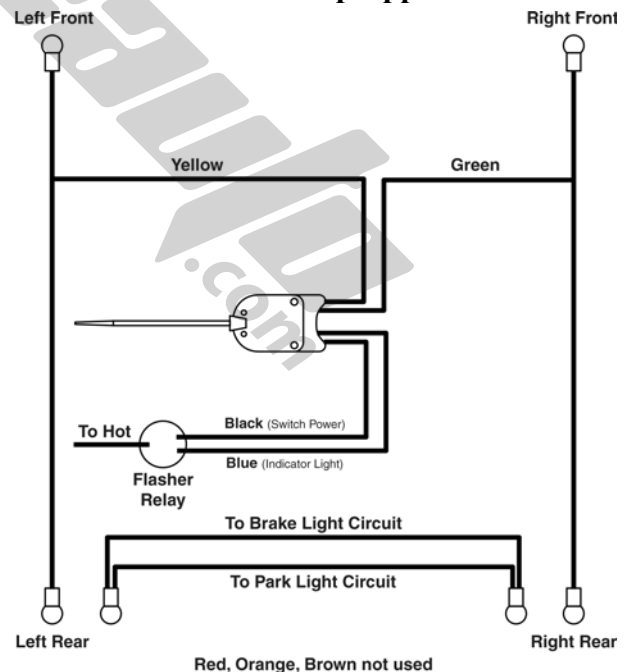


Instruction for 16-2101

1 Bulb Tail Lamp Application



2 Bulb Tail Lamp Application



Consult relay manufacture's specifications for terminal identification. Connect the black wire to the switch or load terminal. Connect the blue wire to the pilot or dash lamp terminal. A flasher relay designed for a grounded dash lamp must be used or lamp in switch will continuously glow. Attach switch to steering column with clamp provided. Housing must be clamped to bare metal on column to ground switch assembly.

99-4093/1102